



Uniclass L74 735	EPIC K712
CI/Sfb (62X) (63) X	

*Excellence & Elegance*

*The*  
Linea-CFX®  
*Collection*



*Exclusively from*  
**Hamilton**®



2008 sees Hamilton celebrating 40 years in business. It is still a family owned Company, under the overall direction of its founder.


A pioneer in the market of decorative plates for switches, sockets and lighting controls, the Company continues to lead the way setting trends in both designs and finishes.

Recent years have seen a shift in fashion from ornate brass to plain, understated, monochromatic styles. At the same time, Hamilton has developed its own range of inserts, broadening its scope from box-fix to grid-fix and concealed fixing.

Aiming to be a single-source for the specifier and installer, the Company now bases its product development on a "family" theme with new items designed for all versions of each plate, whether box, grid, or concealed fixing.

The latest evolution of product has taken place with the Linea-CFX range. Slim plates; concealed fixing; contemporary and classic designs.

A fitting way to mark the Company's 40th anniversary.



Pages

### Linea-Rondo CFX

Smooth Rounded Frame Design 2-3

### Linea-Scala CFX

Delicate Stepped Frame Design 4-5

### Linea-Duo CFX

Minimalist Straight Frame Design 6-7

### Linea-Perlina CFX

Adam Beaded Frame Design 8-9

### Linea-Georgian CFX

Georgian Rope Frame Design 10-11

New Products, Bespoke Specials and Linea-CFX Features and Benefits 12

Technical Specifications 13

exclusive registered designs...

exclusive finishes...

exclusive choice...

Of minimal depth and modern appearance, the all NEW Linea-CFX Range lends lustre to its surroundings. CFX Patented Concealed Fixing\*, affords seamless styling and sophistication.

The finest materials and production standards are employed to produce a choice of six superb finishes in various combinations.

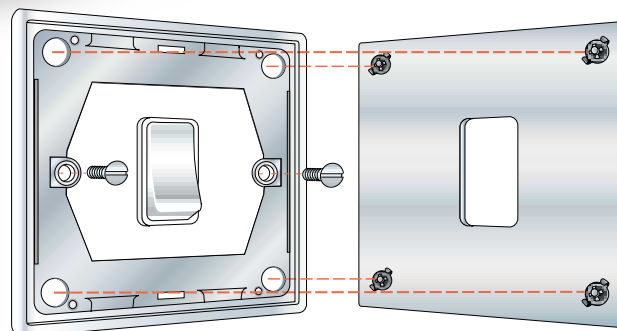
The stunning finish combinations give almost limitless choice in meeting any project constraints a designer may be working to.

## How to Order

Illustrated below is a Linea-Rondo CFX LRX R21 BC/SS W.



Linea-CFX  
Patented  
Concealed Fixing\*




LRX R21 BC/-- W  
Frame complete with  
accessory inserted  
showing the back  
box screws


LRX R21 --/SS  
Satin Steel Front Plate  
viewed from the back  
showing snap-in fixing  
clips



\*Patent No. GB 2383375B



LRX R23 BK/BS B



LRX 1X40 BC/BK



**NEW**  
LRX 1XTM25 BC/SS W



LRX FN BC/PB



LRX SS2 PB/SS W

**Front Plate Finish**












































































Frame and Insert Finish	Polished Brass	Satin Brass	Antique Brass	Bright Steel	Satin Steel	Black Nickel
<b>Polished Brass</b> Polished Brass Frame, Matching Insert with Black Surround	PB/PB B	PB/SB B	PB/AB B	PB/BS B	PB/SS B	
Polished Brass Frame, Matching Insert with White Surround	PB/PB W	PB/SB W	PB/AB W	PB/BS W	PB/SS W	
<b>Satin Brass</b> Satin Brass Frame, Matching Insert with Black Surround		SB/SB B			SB/SS B	
Satin Brass Frame, Matching Insert with White Surround		SB/SB W			SB/SS W	
<b>Antique Brass</b> Antique Brass Frame, Matching Insert with Black Surround		AB/SB B	AB/AB B			
<b>Bright Chrome</b> Bright Chrome Frame, Matching Insert with Black Surround	BC/PB B			BC/BS B	BC/SS B	BC/BK B
Bright Chrome Frame, Matching Insert with White Surround	BC/PB W			BC/BS W	BC/SS W	
<b>Satin Nickel</b> Satin Nickel Frame, Matching Insert with Black Surround					SN/SS B	
Satin Nickel Frame, Matching Insert with White Surround					SN/SS W	
<b>Black Nickel</b> Black Nickel Frame, Matching Insert with Black Surround	BK/PB B			BK/BS B		BK/BK B


**How to Order**

- Select the required electrical accessory from the table on page 3.  
e.g. LRX SS2 = 2 gang 13A Double Pole Switched Socket.
  - Using the Colour Chart above;
    - Select the required Frame Finish e.g. Polished Brass = PB/ -- --.
    - Select the required Front Plate Finish e.g. Satin Steel = -- /SS.
    - Select the required Insert Surround Colour e.g. White = -- - /- - W.
- Therefore a Linea-Rondo CFX 2 gang 13A Double Pole Switched Socket as illustrated opposite = **LRX SS2 PB/SS W**.


Linea-Rondo CFX R21 is a UK Registered Design Certificate No. 2106349  
 Linea-Rondo CFX R21 is a Chinese Registered Design Certificate No. 269586  
 Linea-Rondo CFX R21 is an Indian Registered Design Certificate No. 1162  
 Linea-Rondo CFX SS2 is a UK Registered Design Certificate No. 2106350  
 Linea-Rondo CFX SS2 is a Chinese Registered Design Certificate No. 268626  
 Linea-Rondo CFX SS2 is an Indian Registered Design Certificate No. 1161

Community Trade Mark No. 002906428

	Description	Electrical Accessory Order Prefix	Plate Size	Min. Wall Box Depth mm
<b>Rocker Switches</b>				
	1 gang 2 Way 10AX Rocker	LRX R21 + Frame/Plate Finish Code	Single	25 mm
	2 gang 2 Way 10AX Rocker	LRX R22 + Frame/Plate Finish Code	Single	25 mm
	3 gang 2 Way 10AX Rocker	LRX R23 + Frame/Plate Finish Code	Single	25 mm
	4 gang 2 Way 10AX Rocker	LRX R24 + Frame/Plate Finish Code	Double	25 mm
	6 gang 2 Way 10AX Rocker	LRX R26 + Frame/Plate Finish Code	Double	25 mm
	1 gang Intermediate 10AX Rocker	LRX R31 + Frame/Plate Finish Code	Single	25 mm
	2 gang Intermediate 10AX Rocker	LRX R32 + Frame/Plate Finish Code	Single	25 mm
	1 gang 2 Way 10AX PTM Retractive Rocker	LRX BCP + Frame/Plate Finish Code	Single	25 mm
	1 gang 10A Triple Pole Rocker	LRX TP + Frame/Plate Finish Code	Single	25 mm
	1 gang 2 Way 20AX Rocker	LRX R21/20 + Frame/Plate Finish Code	Single	35 mm
	2 gang 2 Way 20AX Rocker	LRX R22/20 + Frame/Plate Finish Code	Single	35 mm
	3 gang 2 Way 20AX Rocker	LRX R23/20 + Frame/Plate Finish Code	Double	35 mm
	4 gang 2 Way 20AX Rocker	LRX R24/20 + Frame/Plate Finish Code	Double	35 mm
	1 gang Intermediate 20AX Rocker	LRX R31/20 + Frame/Plate Finish Code	Single	35 mm
	2 gang Intermediate 20AX Rocker	LRX R32/20 + Frame/Plate Finish Code	Single	35 mm
<b>Dolly Switches</b>				
	1 gang 2 Way 20AX Dolly	LRX S21 + Frame/Plate Finish Code	Single	35 mm
	2 gang 2 Way 20AX Dolly	LRX S22 + Frame/Plate Finish Code	Single	35 mm
	3 gang 2 Way 20AX Dolly	LRX S23 + Frame/Plate Finish Code	Double	35 mm
	4 gang 2 Way 20AX Dolly	LRX S24 + Frame/Plate Finish Code	Double	35 mm
	1 gang 2 Way 20AX Intermediate Dolly	LRX S31 + Frame/Plate Finish Code	Single	35 mm
<b>Key Switches</b>				
	1 gang 2 Way 20AX	LRX K21 + Frame/Plate Finish Code	Single	35mm
	1 gang 2 Way 20AX "EMG LTG TEST"	LRX K21ELT + Frame/Plate Finish Code	Single	35mm
<b>NEW Hotel Card Switch with LED</b>				
	1 gang On/Off 10A (6AX) with Blue LED Locator Adjustable Time Delay 10 secs – 5 mins	LRX C11 + Frame/Plate Finish Code	Single	35mm
	<i>Suitable for 44 mm and 54 mm width Hotel Key Cards - see Page 12 for further details</i>			
<b>Sockets</b>				
	1 gang 13A Double Pole Switched Socket	LRX SS1 + Frame/Plate Finish Code	Single	35 mm
	2 gang 13A Double Pole Switched Socket	LRX SS2 + Frame/Plate Finish Code	Double	35 mm
	1 gang 2A Double Pole Unswitched Socket	LRX US2 + Frame/Plate Finish Code	Single	35 mm
	1 gang 5A Double Pole Unswitched Socket	LRX US5 + Frame/Plate Finish Code	Single	35 mm
	Shaver Socket (Dual Voltage) Mounted Vertically	LRX SHS + Frame/Plate Finish Code	Double	47 mm
<b>Television Coaxial Sockets</b>				
	1 gang Non Isolated Television 1in/1out	LRX TV + Frame/Plate Finish Code	Single	25 mm
	2 gang Isolated TV/FM 1in/2 out	LRX TVFM + Frame/Plate Finish Code	Single	25 mm
	1 gang Isolated Television 1 in/1 out	LRX TVI + Frame/Plate Finish Code	Single	25 mm
	1 gang Non Isolated TV + 1 gang Non Isolated Satellite	LRX TV-SAT + Frame/Plate Finish Code	Single	35 mm
	1 gang Non Isolated Satellite	LRX SAT + Frame/Plate Finish Code	Single	35 mm
	1 gang Isolated Satellite	LRX SAT1 + Frame/Plate Finish Code	Single	35 mm
<b>Digital Television Sockets -</b>				
	1 gang TV (Female)	LRX DGTVF + Frame/Plate Finish Code	Single	35 mm
	1 gang TV (Male)	LRX DGTVM + Frame/Plate Finish Code	Single	35 mm
	1 gang Satellite 'F' Type	LRX DGSAT + Frame/Plate Finish Code	Single	35 mm
	1 gang TV + 1 gang FM + 1 gang Satellite	LRX DGTRI + Frame/Plate Finish Code	Single	35 mm
	1 gang TV + 1 g Satellite 1 + 1 g Satellite 2 + 1 g FM	LRX DGENT + Frame/Plate Finish Code	Single	35 mm
	1 gang TV + 1 g Satellite 1 + 1 g Satellite 2 + 1 g FM + 1 g TCS + 1 g TVF	LRX ENT+TVF+TCS + Frame/Plate Finish Code	Double	35 mm
<b>Telephone &amp; Data Outlets</b>				
	1 gang Telephone Master	LRX TCM + Frame/Plate Finish Code	Single	25 mm
	1 gang Telephone Slave	LRX TCS + Frame/Plate Finish Code	Single	25 mm
	1 gang RJ12 Outlet - Unshielded	LRX RJ12 + Frame/Plate Finish Code	Single	35 mm
	2 gang RJ12 Outlet - Unshielded	LRX RJ12/2 + Frame/Plate Finish Code	Single	35 mm
	1 gang RJ45 Outlet CAT 5E - Unshielded	LRX RJ45 + Frame/Plate Finish Code	Single	35 mm
	2 gang RJ45 Outlet CAT 5E - Unshielded	LRX RJ45/2 + Frame/Plate Finish Code	Single	35 mm
<b>Double Pole Switches</b>				
	1 gang 20A Double Pole Rocker + Neon	LRX DPN + Frame/Plate Finish Code	Single	35 mm
	1 gang 45A Double Pole Red Rocker + Neon	LRX 45DPN + Frame/Plate Finish Code	Single	35 mm
	1 gang 45A Double Pole Red Rocker + Neon + 13A Switched Socket	LRX 45SS1 + Frame/Plate Finish Code	Double	35 mm
<b>Connection Units</b>				
	1 gang 13A Fused Spur, Double Pole + Neon	LRX SPN + Frame/Plate Finish Code	Single	35 mm
	1 gang 13A Fused Neon	LRX FN + Frame/Plate Finish Code	Single	35 mm
<b>Push On/Off Resistive Dimmers</b>				
	1 gang 2 way 400W	LRX 1X40 + Frame/Plate Finish Code	Single	35 mm
	2 gang 2 way 400W	LRX 2X40 + Frame/Plate Finish Code	Single	35 mm
	3 gang 2 way 400W	LRX 3X40 + Frame/Plate Finish Code	Double	35 mm
	4 gang 2 way 300W (Max. wattage per gang 300 watts)	LRX 4X40 + Frame/Plate Finish Code	Double	35 mm
	1 gang 2 way 600W	LRX 1X60 + Frame/Plate Finish Code	Single	35 mm
	1 gang 2 way 1000W	LRX 1X1K + Frame/Plate Finish Code	Double	35 mm
	<i>Note: When using Mains Voltage Halogen Lamps - Dimmers should be de-rated by 25%</i>			
<b>Push On/Off Inductive Dimmers</b>				
	1 gang 2 way 200VA	LRX 1X2V + Frame/Plate Finish Code	Single	35 mm
	1 gang 2 way 300VA	LRX 1X3V + Frame/Plate Finish Code	Single	35 mm
<b>NEW Trailing Edge Push On/Off Dimmers</b>				
	1 gang Multi-way 250W/VA (250W/VA Max. 25W/VA Min.)	LRX 1XTE25 + Frame/Plate Finish Code	Single	35 mm
	2 gang Multi-way 250W/VA (250W/VA Max. 25W/VA Min.)	LRX 2XTE25 + Frame/Plate Finish Code	Single	35 mm
	3 gang Multi-way 250W/VA (250W/VA Max. 25W/VA Min.)	LRX 3XTE25 + Frame/Plate Finish Code	Double	35 mm
	4 gang Multi-way 250W/VA (250W/VA Max. 25W/VA Min.)	LRX 4XTE25 + Frame/Plate Finish Code	Double	35 mm
	<i>Note: When using Wire Wound Inductive Load Transformers - Maximum Rating is 210VA</i>			
<b>NEW Trailing Edge Touch Master Multi-way Dimmers</b>				
	1 gang Multi-way 250W/VA (250W/VA Max. 25W/VA Min.)	LRX 1XTM25 + Frame/Plate Finish Code	Single	35 mm
	2 gang Multi-way 250W/VA (250W/VA Max. 25W/VA Min.)	LRX 2XTM25 + Frame/Plate Finish Code	Single	35 mm
	3 gang Multi-way 250W/VA (250W/VA Max. 25W/VA Min.)	LRX 3XTM25 + Frame/Plate Finish Code	Double	35 mm
	4 gang Multi-way 250W/VA (250W/VA Max. 25W/VA Min.)	LRX 4XTM25 + Frame/Plate Finish Code	Double	35 mm
	<i>Note: When using Wire Wound Inductive Load Transformers - Maximum Rating is 210VA</i>			
<b>NEW Touch Slave Controllers</b>				
	1 gang Multi-way	LRX 1XTS + Frame/Plate Finish Code	Single	35 mm
	2 gang Multi-way	LRX 2XTS + Frame/Plate Finish Code	Single	35 mm
	3 gang Multi-way	LRX 3XTS + Frame/Plate Finish Code	Double	35 mm
	4 gang Multi-way	LRX 4XTS + Frame/Plate Finish Code	Double	35 mm
	<i>Note: To only be used with Touch Master Dimmers</i>			
<b>Blank &amp; Euromodule Plates</b>				
	Single Blank Plate	LRX BPS + Frame/Plate Finish Code	Single	
	Double Blank Plate	LRX BPD + Frame/Plate Finish Code	Double	
	Single Plate with 50 x 50mm Eurodata Cut-out + Fixing Grid	LRX EURO2 + Frame/Plate Finish Code	Single	
	Double Plate with 50 x 100mm Eurodata Cut-out + Fixing Grid	LRX EURO4 + Frame/Plate Finish Code	Double	



LSX R21 BK/BS B



LSX SS1 BK/BK B



LSX K21ELT PB/SB B























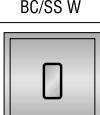






LSX 2X40 PB/BS



LSX S23 SN/SS












































































**Front Plate Finish**

Frame and Insert Finish	Polished Brass	Satin Brass	Antique Brass	Bright Steel	Satin Steel	Black Nickel
<b>Polished Brass</b> Polished Brass Frame, Matching Insert with Black Surround	 PB/PB B	 PB/SB B	 PB/AB B	 PB/BS B	 PB/SS B	
Polished Brass Frame, Matching Insert with White Surround	 PB/PB W	 PB/SB W	 PB/AB W	 PB/BS W	 PB/SS W	
<b>Satin Brass</b> Satin Brass Frame, Matching Insert with Black Surround		 SB/SB B			 SB/SS B	
Satin Brass Frame, Matching Insert with White Surround		 SB/SB W			 SB/SS W	
<b>Antique Brass</b> Antique Brass Frame, Matching Insert with Black Surround			 AB/AB B			
<b>Bright Chrome</b> Bright Chrome Frame, Matching Insert with Black Surround	 BC/PB B			 BC/BS B	 BC/SS B	 BC/BK B
Bright Chrome Frame, Matching Insert with White Surround	 BC/PB W			 BC/BS W	 BC/SS W	
<b>Satin Nickel</b> Satin Nickel Frame, Matching Insert with Black Surround					 SN/SS B	
Satin Nickel Frame, Matching Insert with White Surround					 SN/SS W	
<b>Black Nickel</b> Black Nickel Frame, Matching Insert with Black Surround	 BK/PB B			 BK/BS B		 BK/BK B

**How to Order**

1. Select the required electrical accessory from the table on page 5. e.g. **LSX S23** = 3 gang 2 way 20AX Dolly Switch.
  2. Using the Colour Chart above;
    - a. Select the required Frame Finish e.g. Satin Nickel = **SN** - - -.
    - b. Select the required Front Plate Finish e.g. Satin Steel = - - **SS**.
    - c. Select the required Insert Surround Colour if applicable.
- Therefore a Linea-Scala CFX 3 gang 2 way 20AX Dolly Switch as illustrated opposite = **LSX S23 SN/SS**.

Linea-Scala CFX R21 is a UK Registered Design Certificate No. 2036047  
 Linea-Scala CFX R21 is an Indian Registered Design Certificate No. 1856  
 Linea-Scala CFX R21 is a Hong Kong Registered Design Certificate No. 9800926  
 Linea-Scala CFX SS2 is a UK Registered Design Certificate No. 2036048  
 Linea-Scala CFX SS2 is an Indian Registered Design Certificate No. 1853  
 Linea-Scala CFX SS2 is a Hong Kong Registered Design Certificate No. 9800925

	Description	Electrical Accessory Order Prefix	Plate Size	Min. Wall Box Depth mm
<b>Rocker Switches</b>				
	1 gang 2 Way 10AX Rocker	LSX R21 + Frame/Plate Finish Code	Single	25 mm
	2 gang 2 Way 10AX Rocker	LSX R22 + Frame/Plate Finish Code	Single	25 mm
	3 gang 2 Way 10AX Rocker	LSX R23 + Frame/Plate Finish Code	Single	25 mm
	4 gang 2 Way 10AX Rocker	LSX R24 + Frame/Plate Finish Code	Double	25 mm
	6 gang 2 Way 10AX Rocker	LSX R26 + Frame/Plate Finish Code	Double	25 mm
	1 gang Intermediate 10AX Rocker	LSX R31 + Frame/Plate Finish Code	Single	25 mm
	2 gang Intermediate 10AX Rocker	LSX R32 + Frame/Plate Finish Code	Single	25 mm
	1 gang 2 Way 10AX PTM Retractive Rocker	LSX BCP + Frame/Plate Finish Code	Single	25 mm
	1 gang 10A Triple Pole Rocker	LSX TP + Frame/Plate Finish Code	Single	25 mm
	1 gang 2 Way 20AX Rocker	LSX R21/20 + Frame/Plate Finish Code	Single	35 mm
	2 gang 2 Way 20AX Rocker	LSX R22/20 + Frame/Plate Finish Code	Single	35 mm
	3 gang 2 Way 20AX Rocker	LSX R23/20 + Frame/Plate Finish Code	Double	35 mm
	4 gang 2 Way 20AX Rocker	LSX R24/20 + Frame/Plate Finish Code	Double	35 mm
	1 gang Intermediate 20AX Rocker	LSX R31/20 + Frame/Plate Finish Code	Single	35 mm
	2 gang Intermediate 20AX Rocker	LSX R32/20 + Frame/Plate Finish Code	Single	35 mm
<b>Dolly Switches</b>				
	1 gang 2 Way 20AX Dolly	LSX S21 + Frame/Plate Finish Code	Single	35 mm
	2 gang 2 Way 20AX Dolly	LSX S22 + Frame/Plate Finish Code	Single	35 mm
	3 gang 2 Way 20AX Dolly	LSX S23 + Frame/Plate Finish Code	Double	35 mm
	4 gang 2 Way 20AX Dolly	LSX S24 + Frame/Plate Finish Code	Double	35 mm
	1 gang 2 Way 20AX Intermediate Dolly	LSX S31 + Frame/Plate Finish Code	Single	35 mm
<b>Key Switches</b>				
	1 gang 2 Way 20AX	LSX K21 + Frame/Plate Finish Code	Single	35mm
	1 gang 2 Way 20AX "EMG LTG TEST"	LSX K21ELT + Frame/Plate Finish Code	Single	35mm
<b>NEW Hotel Card Switch with LED</b>				
	1 gang On/Off 10A (6AX) with Blue LED Locator Adjustable Time Delay 10 secs – 5 mins  <i>Suitable for 44 mm and 54 mm width Hotel Key Cards - see Page 12 for further details</i>	LSX C11 + Frame/Plate Finish Code	Single	35mm
<b>Sockets</b>				
	1 gang 13A Double Pole Switched Socket	LSX SS1 + Frame/Plate Finish Code	Single	35 mm
	2 gang 13A Double Pole Switched Socket	LSX SS2 + Frame/Plate Finish Code	Double	35 mm
	1 gang 2A Double Pole Unswitched Socket	LSX US2 + Frame/Plate Finish Code	Single	35 mm
	1 gang 5A Double Pole Unswitched Socket	LSX US5 + Frame/Plate Finish Code	Single	35 mm
	Shaver Socket (Dual Voltage) Mounted Vertically	LSX SH5 + Frame/Plate Finish Code	Double	47 mm
<b>Television Coaxial Sockets</b>				
<b>Screened Non Isolated</b>				
	1 gang Non Isolated Television 1in/1out	LSX TV + Frame/Plate Finish Code	Single	25 mm
	2 gang Isolated TV/FM 1in/2 out	LSX TVFM + Frame/Plate Finish Code	Single	25 mm
	1 gang Isolated Television 1 in/1 out	LSX TVI + Frame/Plate Finish Code	Single	25 mm
	1 gang Non Isolated TV + 1 gang Non Isolated Satellite	LSX TV-SAT + Frame/Plate Finish Code	Single	35 mm
	1 gang Non Isolated Satellite	LSX SAT + Frame/Plate Finish Code	Single	35 mm
	1 gang Isolated Satellite	LSX SATI + Frame/Plate Finish Code	Single	35 mm
<b>Digital Television Sockets -</b>				
	1 gang TV (Female)	LSX DGTVF + Frame/Plate Finish Code	Single	35 mm
	1 gang TV (Male)	LSX DGTVM + Frame/Plate Finish Code	Single	35 mm
	1 gang Satellite 'F' Type	LSX DGSAT + Frame/Plate Finish Code	Single	35 mm
	1 gang TV + 1 gang FM + 1 gang Satellite	LSX DGTTRI + Frame/Plate Finish Code	Single	35 mm
	1 gang TV + 1 g Satellite 1 + 1 g Satellite 2 + 1 g FM	LSX DGENT + Frame/Plate Finish Code	Single	35 mm
	1 gang TV + 1 g Satellite 1 + 1 g Satellite 2 + 1 g FM + 1 g TCS + 1 g TVF	LSX ENT+TVF+TCS + Frame/Plate Finish Code	Double	35 mm
<b>Telephone &amp; Data Outlets</b>				
	1 gang Telephone Master	LSX TCM + Frame/Plate Finish Code	Single	25 mm
	1 gang Telephone Slave	LSX TCS + Frame/Plate Finish Code	Single	25 mm
	1 gang RJ12 Outlet - Unshielded	LSX RJ12 + Frame/Plate Finish Code	Single	35 mm
	2 gang RJ12 Outlet - Unshielded	LSX RJ12/2 + Frame/Plate Finish Code	Single	35 mm
	1 gang RJ45 Outlet CAT 5E - Unshielded	LSX RJ45 + Frame/Plate Finish Code	Single	35 mm
	2 gang RJ45 Outlet CAT 5E - Unshielded	LSX RJ45/2 + Frame/Plate Finish Code	Single	35 mm
<b>Double Pole Switches</b>				
	1 gang 20A Double Pole Rocker + Neon	LSX DPN + Frame/Plate Finish Code	Single	35 mm
	1 gang 45A Double Pole Red Rocker + Neon	LSX 4SDPN + Frame/Plate Finish Code	Single	35 mm
	1 gang 45A Double Pole Red Rocker + Neon + 13A Switched Socket	LSX 45SS1 + Frame/Plate Finish Code	Double	35 mm
<b>Connection Units</b>				
	1 gang 13A Fused Spur, Double Pole + Neon	LSX SPN + Frame/Plate Finish Code	Single	35 mm
	1 gang 13A Fused Neon	LSX FN + Frame/Plate Finish Code	Single	35 mm
<b>Push On/Off Resistive Dimmers</b>				
	1 gang 2 way 400W	LSX 1X40 + Frame/Plate Finish Code	Single	35 mm
	2 gang 2 way 400W	LSX 2X40 + Frame/Plate Finish Code	Single	35 mm
	3 gang 2 way 400W	LSX 3X40 + Frame/Plate Finish Code	Double	35 mm
	4 gang 2 way 400W (Max. wattage per gang 300 watts)	LSX 4X40 + Frame/Plate Finish Code	Double	35 mm
	1 gang 2 way 600W	LSX 1X60 + Frame/Plate Finish Code	Single	35 mm
	1 gang 2 way 1000W	LSX 1X1K + Frame/Plate Finish Code	Double	35 mm
<i>Note: When using Mains Voltage Halogen Lamps - Dimmers should be de-rated by 25%</i>				
<b>Push On/Off Inductive Dimmers</b>				
	1 gang 2 way 200VA	LSX 1X2V + Frame/Plate Finish Code	Single	35 mm
	1 gang 2 way 300VA	LSX 1X3V + Frame/Plate Finish Code	Single	35 mm
<b>NEW Trailing Edge Push On/Off Dimmers</b>				
	1 gang Multi-way 250W/VA (250W/VA Max. 25W/VA Min.)	LSX 1XTE25 + Frame/Plate Finish Code	Single	35 mm
	2 gang Multi-way 250W/VA (250W/VA Max. 25W/VA Min.)	LSX 2XTE25 + Frame/Plate Finish Code	Single	35 mm
	3 gang Multi-way 250W/VA (250W/VA Max. 25W/VA Min.)	LSX 3XTE25 + Frame/Plate Finish Code	Double	35 mm
	4 gang Multi-way 250W/VA (250W/VA Max. 25W/VA Min.)	LSX 4XTE25 + Frame/Plate Finish Code	Double	35 mm
<i>Note: When using Wire Wound Inductive Load Transformers - Maximum Rating is 210VA</i>				
<b>NEW Trailing Edge Touch Master Multi-way Dimmers</b>				
	1 gang Multi-way 250W/VA (250W/VA Max. 25W/VA Min.)	LSX 1XTM25 + Frame/Plate Finish Code	Single	35 mm
	2 gang Multi-way 250W/VA (250W/VA Max. 25W/VA Min.)	LSX 2XTM25 + Frame/Plate Finish Code	Single	35 mm
	3 gang Multi-way 250W/VA (250W/VA Max. 25W/VA Min.)	LSX 3XTM25 + Frame/Plate Finish Code	Double	35 mm
	4 gang Multi-way 250W/VA (250W/VA Max. 25W/VA Min.)	LSX 4XTM25 + Frame/Plate Finish Code	Double	35 mm
<i>Note: When using Wire Wound Inductive Load Transformers - Maximum Rating is 210VA</i>				
<b>NEW Touch Slave Controllers</b>				
	1 gang Multi-way	LSX 1XTS + Frame/Plate Finish Code	Single	35 mm
	2 gang Multi-way	LSX 2XTS + Frame/Plate Finish Code	Single	35 mm
	3 gang Multi-way	LSX 3XTS + Frame/Plate Finish Code	Double	35 mm
	4 gang Multi-way	LSX 4XTS + Frame/Plate Finish Code	Double	35 mm
<i>Note: To only be used with Touch Master Dimmers</i>				
<b>Blank &amp; Euromodule Plates</b>				
	Single Blank Plate	LSX BPS + Frame/Plate Finish Code	Single	
	Double Blank Plate	LSX BPD + Frame/Plate Finish Code	Double	
	Single Plate with 50 x 50mm Eurodata Cut-out + Fixing Grid	LSX EUR02 + Frame/Plate Finish Code	Single	
	Double Plate with 50 x 100mm Eurodata Cut-out + Fixing Grid	LSX EUR04 + Frame/Plate Finish Code	Double	

Minimalist Straight Frame Design



Front Plate Finish












































































Frame and Insert Finish	Polished Brass	Satin Brass	Antique Brass	Bright Steel	Satin Steel	Black Nickel
<b>Polished Brass</b> Polished Brass Frame, Matching Insert with Black Surround	PB/PB B	PB/SB B	PB/AB B	PB/BS B	PB/SS B	
Polished Brass Frame, Matching Insert with White Surround	PB/PB W	PB/SB W	PB/AB W	PB/BS W	PB/SS W	
<b>Satin Brass</b> Satin Brass Frame, Matching Insert with Black Surround		SB/SB B			SB/SS B	
Satin Brass Frame, Matching Insert with White Surround		SB/SB W			SB/SS W	
<b>Antique Brass</b> Antique Brass Frame, Matching Insert with Black Surround		AB/SB B	AB/AB B			
<b>Bright Chrome</b> Bright Chrome Frame, Matching Insert with Black Surround	BC/PB B			BC/BS B	BC/SS B	BC/BK B
Bright Chrome Frame, Matching Insert with White Surround	BC/PB W			BC/BS W	BC/SS W	
<b>Satin Nickel</b> Satin Nickel Frame, Matching Insert with Black Surround					SN/SS B	
Satin Nickel Frame, Matching Insert with White Surround					SN/SS W	
<b>Black Nickel</b> Black Nickel Frame, Matching Insert with Black Surround	BK/PB B			BK/BS B		BK/BK B

How to Order

- Select the required electrical accessory from the table on page 7.  
e.g. LD R24 = 4 gang 2 way 10AX Rocker Switch.
- Using the Colour Chart above:
  - Select the required Frame Finish e.g. Bright Chrome = BC/-- --.
  - Select the required Front Plate Finish e.g. Satin Steel = --/SS.
  - Select the required Insert Surround Colour e.g. White surround = -- -/- -- W.


Therefore a Linea-Duo CFX 4 gang 2 Way 10AX Rocker Switch as illustrated opposite = LD R24 BC/SS W.

Linea-Duo CFX R21 is a UK Registered Design Certificate No. 3021173  
 Linea-Duo CFX R21 is a Chinese Registered Design Certificate No. 542090  
 Linea-Duo CFX R21 is an Indian Registered Design Certificate No. 465  
 Linea-Duo CFX SS2 is a UK Registered Design Certificate No. 3021174  
 Linea-Duo CFX SS2 is a Chinese Registered Design Certificate No. 569781  
 Linea-Duo CFX SS2 is an Indian Registered Design Certificate No. 464


	Description	Electrical Accessory Order Prefix	Plate Size	Min. Wall Box Depth mm
<b>Rocker Switches</b>				
	1 gang 2 Way 10AX Rocker	LD R21 + Frame/Plate Finish Code	Single	25 mm
	2 gang 2 Way 10AX Rocker	LD R22 + Frame/Plate Finish Code	Single	25 mm
	3 gang 2 Way 10AX Rocker	LD R23 + Frame/Plate Finish Code	Single	25 mm
	4 gang 2 Way 10AX Rocker	LD R24 + Frame/Plate Finish Code	Double	25 mm
	6 gang 2 Way 10AX Rocker	LD R26 + Frame/Plate Finish Code	Double	25 mm
	1 gang Intermediate 10AX Rocker	LD R31 + Frame/Plate Finish Code	Single	25 mm
	2 gang Intermediate 10AX Rocker	LD R32 + Frame/Plate Finish Code	Single	25 mm
	1 gang 2 Way 10AX PTM Retractive Rocker	LD BCP + Frame/Plate Finish Code	Single	25 mm
	1 gang 10A Triple Pole Rocker	LD TP + Frame/Plate Finish Code	Single	25 mm
	1 gang 2 Way 20AX Rocker	LD R21/20 + Frame/Plate Finish Code	Single	35 mm
	2 gang 2 Way 20AX Rocker	LD R22/20 + Frame/Plate Finish Code	Single	35 mm
	3 gang 2 Way 20AX Rocker	LD R23/20 + Frame/Plate Finish Code	Double	35 mm
	4 gang 2 Way 20AX Rocker	LD R24/20 + Frame/Plate Finish Code	Double	35 mm
	1 gang Intermediate 20AX Rocker	LD R31/20 + Frame/Plate Finish Code	Single	35 mm
	2 gang Intermediate 20AX Rocker	LD R32/20 + Frame/Plate Finish Code	Single	35 mm
<b>Dolly Switches</b>				
	1 gang 2 Way 20AX Dolly	LD S21 + Frame/Plate Finish Code	Single	35 mm
	2 gang 2 Way 20AX Dolly	LD S22 + Frame/Plate Finish Code	Single	35 mm
	3 gang 2 Way 20AX Dolly	LD S23 + Frame/Plate Finish Code	Double	35 mm
	4 gang 2 Way 20AX Dolly	LD S24 + Frame/Plate Finish Code	Double	35 mm
	1 gang 2 Way 20AX Intermediate Dolly	LD S31 + Frame/Plate Finish Code	Single	35 mm
<b>Key Switches</b>				
	1 gang 2 Way 20AX	LD K21 + Frame/Plate Finish Code	Single	35mm
	1 gang 2 Way 20AX "EMG LTG TEST"	LD K21ELT + Frame/Plate Finish Code	Single	35mm
<b>NEW Hotel Card Switch with LED</b>				
	1 gang On/Off 10A (6AX) with Blue LED Locator Adjustable Time Delay 10 secs – 5 mins	LD C11 + Frame/Plate Finish Code	Single	35mm
	<i>Suitable for 44 mm and 54 mm width Hotel Key Cards - see Page 12 for further details</i>			
<b>Sockets</b>				
	1 gang 13A Double Pole Switched Socket	LD SS1 + Frame/Plate Finish Code	Single	35 mm
	2 gang 13A Double Pole Switched Socket	LD SS2 + Frame/Plate Finish Code	Double	35 mm
	1 gang 2A Double Pole Unswitched Socket	LD US2 + Frame/Plate Finish Code	Single	35 mm
	1 gang 5A Double Pole Unswitched Socket	LD US5 + Frame/Plate Finish Code	Single	35 mm
	Shaver Socket (Dual Voltage) Mounted Vertically	LD SH5 + Frame/Plate Finish Code	Double	47 mm
<b>Television Coaxial Sockets</b>				
	1 gang Non Isolated Television 1in/1out	LD TV + Frame/Plate Finish Code	Single	25 mm
	2 gang Isolated TV/FM 1in/2 out	LD TVFM + Frame/Plate Finish Code	Single	25 mm
	1 gang Isolated Television 1 in/1 out	LD TVI + Frame/Plate Finish Code	Single	25 mm
	1 gang Non Isolated TV + 1 gang Non Isolated Satellite	LD TV+SAT + Frame/Plate Finish Code	Single	35 mm
	1 gang Non Isolated Satellite	LD SAT + Frame/Plate Finish Code	Single	35 mm
	1 gang Isolated Satellite	LD SATI + Frame/Plate Finish Code	Single	35 mm
<b>Digital Television Sockets -</b>				
	1 gang TV (Female)	LD DGTVF + Frame/Plate Finish Code	Single	35 mm
	1 gang TV (Male)	LD DGTVM + Frame/Plate Finish Code	Single	35 mm
	1 gang Satellite 'F' Type	LD DGSAT + Frame/Plate Finish Code	Single	35 mm
	1 gang TV + 1 gang FM + 1 gang Satellite	LD DGTTRI + Frame/Plate Finish Code	Single	35 mm
	1 gang TV + 1 g Satellite 1 + 1 g Satellite 2 + 1 g FM	LD DGENT + Frame/Plate Finish Code	Single	35 mm
	1 gang TV + 1 g Satellite 1 + 1 g Satellite 2 + 1 g FM + 1 g TCS + 1 g TVF	LD ENT+TVF+TCS + Frame/Plate Finish Code	Double	35 mm
<b>Telephone &amp; Data Outlets</b>				
	1 gang Telephone Master	LD TCM + Frame/Plate Finish Code	Single	25 mm
	1 gang Telephone Slave	LD TCS + Frame/Plate Finish Code	Single	25 mm
	1 gang RJ12 Outlet - Unshielded	LD RJ12 + Frame/Plate Finish Code	Single	35 mm
	2 gang RJ12 Outlet - Unshielded	LD RJ12/2 + Frame/Plate Finish Code	Single	35 mm
	1 gang RJ45 Outlet CAT 5E - Unshielded	LD RJ45 + Frame/Plate Finish Code	Single	35 mm
	2 gang RJ45 Outlet CAT 5E - Unshielded	LD RJ45/2 + Frame/Plate Finish Code	Single	35 mm
<b>Double Pole Switches</b>				
	1 gang 20A Double Pole Rocker + Neon	LD DPN + Frame/Plate Finish Code	Single	35 mm
	1 gang 45A Double Pole Red Rocker + Neon	LD 4SDPN + Frame/Plate Finish Code	Single	35 mm
	1 gang 45A Double Pole Red Rocker + Neon + 13A Switched Socket	LD 45SS1 + Frame/Plate Finish Code	Double	35 mm
<b>Connection Units</b>				
	1 gang 13A Fused Spur, Double Pole + Neon	LD SPN + Frame/Plate Finish Code	Single	35 mm
	1 gang 13A Fused Neon	LD FN + Frame/Plate Finish Code	Single	35 mm
<b>Push On/Off Resistive Dimmers</b>				
	1 gang 2 way 400W	LD 1X40 + Frame/Plate Finish Code	Single	35 mm
	2 gang 2 way 400W	LD 2X40 + Frame/Plate Finish Code	Single	35 mm
	3 gang 2 way 400W	LD 3X40 + Frame/Plate Finish Code	Double	35 mm
	4 gang 2 way 400W (Max. wattage per gang 300 watts)	LD 4X40 + Frame/Plate Finish Code	Double	35 mm
	1 gang 2 way 600W	LD 1X60 + Frame/Plate Finish Code	Single	35 mm
	1 gang 2 way 1000W	LD 1X1K + Frame/Plate Finish Code	Double	35 mm
	<i>Note: When using Mains Voltage Halogen Lamps - Dimmers should be de-rated by 25%</i>			
<b>Push On/Off Inductive Dimmers</b>				
	1 gang 2 way 200VA	LD 1X2V + Frame/Plate Finish Code	Single	35 mm
	1 gang 2 way 300VA	LD 1X3V + Frame/Plate Finish Code	Single	35 mm
<b>NEW Trailing Edge Push On/Off Dimmers</b>				
	1 gang Multi-way 250W/VA (250W/VA Max. 25W/VA Min.)	LD 1XTE25 + Frame/Plate Finish Code	Single	35 mm
	2 gang Multi-way 250W/VA (250W/VA Max. 25W/VA Min.)	LD 2XTE25 + Frame/Plate Finish Code	Single	35 mm
	3 gang Multi-way 250W/VA (250W/VA Max. 25W/VA Min.)	LD 3XTE25 + Frame/Plate Finish Code	Double	35 mm
	4 gang Multi-way 250W/VA (250W/VA Max. 25W/VA Min.)	LD 4XTE25 + Frame/Plate Finish Code	Double	35 mm
	<i>Note: When using Wire Wound Inductive Load Transformers - Maximum Rating is 210VA</i>			
<b>NEW Trailing Edge Touch Master Multi-way Dimmers</b>				
	1 gang Multi-way 250W/VA (250W/VA Max. 25W/VA Min.)	LD 1XTM25 + Frame/Plate Finish Code	Single	35 mm
	2 gang Multi-way 250W/VA (250W/VA Max. 25W/VA Min.)	LD 2XTM25 + Frame/Plate Finish Code	Single	35 mm
	3 gang Multi-way 250W/VA (250W/VA Max. 25W/VA Min.)	LD 3XTM25 + Frame/Plate Finish Code	Double	35 mm
	4 gang Multi-way 250W/VA (250W/VA Max. 25W/VA Min.)	LD 4XTM25 + Frame/Plate Finish Code	Double	35 mm
	<i>Note: When using Wire Wound Inductive Load Transformers - Maximum Rating is 210VA</i>			
<b>NEW Touch Slave Controllers</b>				
	1 gang Multi-way	LD 1XTS + Frame/Plate Finish Code	Single	35 mm
	2 gang Multi-way	LD 2XTS + Frame/Plate Finish Code	Single	35 mm
	3 gang Multi-way	LD 3XTS + Frame/Plate Finish Code	Double	35 mm
	4 gang Multi-way	LD 4XTS + Frame/Plate Finish Code	Double	35 mm
	<i>Note: To only be used with Touch Master Dimmers</i>			
<b>Blank &amp; Euromodule Plates</b>				
	Single Blank Plate	LD BPS + Frame/Plate Finish Code	Single	
	Double Blank Plate	LD BPD + Frame/Plate Finish Code	Single	
	Single Eurodata with 50 x 50mm Eurodata Cut-out + Fixing Grid	LD EUR02 + Frame/Plate Finish Code	Single	
	Double Plate with 50 x 100mm Eurodata Cut-out + Fixing Grid	LD EUR04 + Frame/Plate Finish Code	Double	

# Hamilton® Linea-Perlina CFX


## Adam Beaded Frame Design



LPX R23 PB/SB W



LPX S21 AB/AB



LPX DGENT AB/PB B












LPX 1X40 PB/PB














































































LPX 45SS1 PB/AB B

### Front Plate Finish



Frame and Insert Finish	Polished Brass	Satin Brass	Antique Brass
<b>Polished Brass</b> Polished Brass Frame, Matching Insert with Black Surround	 PB/PB B	 PB/SB B	 PB/AB B
Polished Brass Frame, Matching Insert with White Surround	 PB/PB W	 PB/SB W	 PB/AB W
<b>Antique Brass</b> Antique Brass Frame, Matching Insert with Black Surround	 AB/PB B	 AB/SB B	 AB/AB B

### How to Order

- Select the required electrical accessory from the table on page 9  
e.g. LPX DGENT = 1 gang TV + 1 gang Satellite 1 + 1 gang Satellite 2 + 1 gang FM.
- Using the Colour Chart above;
  - Select the required Frame Finish e.g. Antique Brass = AB/-- -.
  - Select the required Front Plate Finish e.g. Polished Brass = -- /PB.
  - Select the required Insert Surround Colour e.g. Black surround = -- -/ - - B.
 Therefore a Linea-Perlina CFX 1 gang TV + 1 gang Satellite 1 + 1 gang Satellite 2 + 1 gang FM as illustrated opposite = LPX DGENT AB/PB B.

	Description	Electrical Accessory Order Prefix	Plate Size	Min. Wall Box Depth mm
<b>Rocker Switches</b>				
	1 gang 2 Way 10AX Rocker	LPX R21 + Frame/Plate Finish Code	Single	25 mm
	2 gang 2 Way 10AX Rocker	LPX R22 + Frame/Plate Finish Code	Single	25 mm
	3 gang 2 Way 10AX Rocker	LPX R23 + Frame/Plate Finish Code	Single	25 mm
	4 gang 2 Way 10AX Rocker	LPX R24 + Frame/Plate Finish Code	Double	25 mm
	6 gang 2 Way 10AX Rocker	LPX R26 + Frame/Plate Finish Code	Double	25 mm
	1 gang Intermediate 10AX Rocker	LPX R31 + Frame/Plate Finish Code	Single	25 mm
	2 gang Intermediate 10AX Rocker	LPX R32 + Frame/Plate Finish Code	Single	25 mm
	1 gang 2 Way 10AX PTM Retractive Rocker	LPX BCP + Frame/Plate Finish Code	Single	25 mm
	1 gang 10A Triple Pole Rocker	LPX TP + Frame/Plate Finish Code	Single	25 mm
	1 gang 2 Way 20AX Rocker	LPX R21/20 + Frame/Plate Finish Code	Single	35 mm
	2 gang 2 Way 20AX Rocker	LPX R22/20 + Frame/Plate Finish Code	Single	35 mm
	3 gang 2 Way 20AX Rocker	LPX R23/20 + Frame/Plate Finish Code	Double	35 mm
	4 gang 2 Way 20AX Rocker	LPX R24/20 + Frame/Plate Finish Code	Double	35 mm
	1 gang Intermediate 20AX Rocker	LPX R31/20 + Frame/Plate Finish Code	Single	35 mm
	2 gang Intermediate 20AX Rocker	LPX R32/20 + Frame/Plate Finish Code	Single	35 mm
<b>Dolly Switches</b>				
	1 gang 2 Way 20AX Dolly	LPX S21 + Frame/Plate Finish Code	Single	35 mm
	2 gang 2 Way 20AX Dolly	LPX S22 + Frame/Plate Finish Code	Single	35 mm
	3 gang 2 Way 20AX Dolly	LPX S23 + Frame/Plate Finish Code	Double	35 mm
	4 gang 2 Way 20AX Dolly	LPX S24 + Frame/Plate Finish Code	Double	35 mm
	1 gang 2 Way 20AX Intermediate Dolly	LPX S31 + Frame/Plate Finish Code	Single	35 mm
<b>Key Switches</b>				
	1 gang 2 Way 20AX	LPX K21 + Frame/Plate Finish Code	Single	35mm
	1 gang 2 Way 20AX "EMG LTG TEST"	LPX K21ELT + Frame/Plate Finish Code	Single	35mm
<b>NEW Hotel Card Switch with LED</b>				
	1 gang On/Off 10A (6AX) with Blue LED Locator Adjustable Time Delay 10 secs – 5 mins  <i>Suitable for 44 mm and 54 mm width Hotel Key Cards - see Page 12 for further details</i>	LPX C11 + Frame/Plate Finish Code	Single	35mm
<b>Sockets</b>				
	1 gang 13A Double Pole Switched Socket	LPX SS1 + Frame/Plate Finish Code	Single	35 mm
	2 gang 13A Double Pole Switched Socket	LPX SS2 + Frame/Plate Finish Code	Double	35 mm
	1 gang 2A Double Pole Unswitched Socket	LPX US2 + Frame/Plate Finish Code	Single	35 mm
	1 gang 5A Double Pole Unswitched Socket	LPX US5 + Frame/Plate Finish Code	Single	35 mm
	Shaver Socket (Dual Voltage) Mounted Vertically	LPX SH5 + Frame/Plate Finish Code	Double	47 mm
<b>Television Coaxial Sockets</b>				
	1 gang Non Isolated Television 1in/1out	LPX TV + Frame/Plate Finish Code	Single	25 mm
	2 gang Isolated TV/FM 1in/2 out	LPX TVFM + Frame/Plate Finish Code	Single	25 mm
	1 gang Isolated Television 1 in/1 out	LPX TVI + Frame/Plate Finish Code	Single	25 mm
	1 gang Non Isolated TV + 1 gang Non Isolated Satellite	LPX TV-SAT + Frame/Plate Finish Code	Single	35 mm
	1 gang Non Isolated Satellite	LPX SAT + Frame/Plate Finish Code	Single	35 mm
	1 gang Isolated Satellite	LPX SATI + Frame/Plate Finish Code	Single	35 mm
<b>Digital Television Sockets -</b>				
	1 gang TV (Female)	LPX DGTVF + Frame/Plate Finish Code	Single	35 mm
	1 gang TV (Male)	LPX DGTVM + Frame/Plate Finish Code	Single	35 mm
	1 gang Satellite 'F' Type	LPX DGSAT + Frame/Plate Finish Code	Single	35 mm
	1 gang TV +1 gang FM + 1 gang Satellite	LPX DGTTRI + Frame/Plate Finish Code	Single	35 mm
	1 gang TV +1 g Satellite 1 +1 g Satellite 2 +1 g FM	LPX DGENT + Frame/Plate Finish Code	Single	35 mm
	1 gang TV +1 g Satellite 1 +1 g Satellite 2 +1 g FM +1 g TCS +1 g TVF	LPX ENT+TVF+TCS + Frame/Plate Finish Code	Double	35 mm
<b>Telephone &amp; Data Outlets</b>				
	1 gang Telephone Master	LPX TCM + Frame/Plate Finish Code	Single	25 mm
	1 gang Telephone Slave	LPX TCS + Frame/Plate Finish Code	Single	25 mm
	1 gang RJ12 Outlet - Unshielded	LPX RJ12 + Frame/Plate Finish Code	Single	35 mm
	2 gang RJ12 Outlet - Unshielded	LPX RJ12/2 + Frame/Plate Finish Code	Single	35 mm
	1 gang RJ45 Outlet CAT 5E - Unshielded	LPX RJ45 + Frame/Plate Finish Code	Single	35 mm
	2 gang RJ45 Outlet CAT 5E - Unshielded	LPX RJ45/2 + Frame/Plate Finish Code	Single	35 mm
<b>Double Pole Switches</b>				
	1 gang 20A Double Pole Rocker + Neon	LPX DPN + Frame/Plate Finish Code	Single	35 mm
	1 gang 45A Double Pole Red Rocker + Neon	LPX 4SDPN + Frame/Plate Finish Code	Single	35 mm
	1 gang 45A Double Pole Red Rocker + Neon + 13A Switched Socket	LPX 45SS1 + Frame/Plate Finish Code	Double	35 mm
<b>Connection Units</b>				
	1 gang 13A Fused Spur, Double Pole + Neon	LPX SPN + Frame/Plate Finish Code	Single	35 mm
	1 gang 13A Fused Neon	LPX FN + Frame/Plate Finish Code	Single	35 mm
<b>Push On/Off Resistive Dimmers</b>				
	1 gang 2 way 400W	LPX 1X40 + Frame/Plate Finish Code	Single	35 mm
	2 gang 2 way 400W	LPX 2X40 + Frame/Plate Finish Code	Single	35 mm
	3 gang 2 way 400W	LPX 3X40 + Frame/Plate Finish Code	Double	35 mm
	4 gang 2 way 400W (Max. wattage per gang 300 watts)	LPX 4X40 + Frame/Plate Finish Code	Double	35 mm
	1 gang 2 way 600W	LPX 1X60 + Frame/Plate Finish Code	Single	35 mm
	1 gang 2 way 1000W	LPX 1X1K + Frame/Plate Finish Code	Double	35 mm
	<i>Note: When using Mains Voltage Halogen Lamps - Dimmers should be de-rated by 25%</i>			
<b>Push On/Off Inductive Dimmers</b>				
	1 gang 2 way 200VA	LPX 1X2V + Frame/Plate Finish Code	Single	35 mm
	1 gang 2 way 300VA	LPX 1X3V + Frame/Plate Finish Code	Single	35 mm
<b>NEW Trailing Edge Push On/Off Dimmers</b>				
	1 gang Multi-way 250W/VA (250W/VA Max. 25W/VA Min.)	LPX 1XTE25 + Frame/Plate Finish Code	Single	35 mm
	2 gang Multi-way 250W/VA (250W/VA Max. 25W/VA Min.)	LPX 2XTE25 + Frame/Plate Finish Code	Single	35 mm
	3 gang Multi-way 250W/VA (250W/VA Max. 25W/VA Min.)	LPX 3XTE25 + Frame/Plate Finish Code	Double	35 mm
	4 gang Multi-way 250W/VA (250W/VA Max. 25W/VA Min.)	LPX 4XTE25 + Frame/Plate Finish Code	Double	35 mm
	<i>Note: When using Wire Wound Inductive Load Transformers - Maximum Rating is 210VA</i>			
<b>NEW Trailing Edge Touch Master Multi-way Dimmers</b>				
	1 gang Multi-way 250W/VA (250W/VA Max. 25W/VA Min.)	LPX 1XTM25 + Frame/Plate Finish Code	Single	35 mm
	2 gang Multi-way 250W/VA (250W/VA Max. 25W/VA Min.)	LPX 2XTM25 + Frame/Plate Finish Code	Single	35 mm
	3 gang Multi-way 250W/VA (250W/VA Max. 25W/VA Min.)	LPX 3XTM25 + Frame/Plate Finish Code	Double	35 mm
	4 gang Multi-way 250W/VA (250W/VA Max. 25W/VA Min.)	LPX 4XTM25 + Frame/Plate Finish Code	Double	35 mm
	<i>Note: When using Wire Wound Inductive Load Transformers - Maximum Rating is 210VA</i>			
<b>NEW Touch Slave Controllers</b>				
	1 gang Multi-way	LPX 1XTS + Frame/Plate Finish Code	Single	35 mm
	2 gang Multi-way	LPX 2XTS + Frame/Plate Finish Code	Single	35 mm
	3 gang Multi-way	LPX 3XTS + Frame/Plate Finish Code	Double	35 mm
	4 gang Multi-way	LPX 4XTS + Frame/Plate Finish Code	Double	35 mm
	<i>Note: To only be used with Touch Master Dimmers</i>			
<b>Blank &amp; Euromodule Plates</b>				
	Single Blank Plate	LPX BPS + Frame/Plate Finish Code	Single	
	Double Blank Plate	LPX BPD + Frame/Plate Finish Code	Double	
	Single Eurodata with 50 x 50mm Eurodata Cut-out + Fixing Grid	LPX EUR02 + Frame/Plate Finish Code	Single	
	Double Plate with 50 x 100mm Eurodata Cut-out + Fixing Grid	LPX EUR04 + Frame/Plate Finish Code	Double	

Georgian Rope Frame Design














































































**Front Plate Finish**

Frame and Insert Finish	Polished Brass	Satin Brass	Antique Brass
<b>Polished Brass</b> Polished Brass Frame, Matching Insert with Black Surround	 PB/PB B	 PB/SB B	 PB/AB B
Polished Brass Frame, Matching Insert with White Surround	 PB/PB W	 PB/SB W	 PB/AB W
<b>Antique Brass</b> Antique Brass Frame, Matching Insert with Black Surround	 AB/PB B	 AB/SB B	 AB/AB B

**How to Order**

- Select the required electrical accessory from the table on page 11 e.g. **LGX C11** = 1 gang On/Off 10A (6AX) Card Switch.
  - Using the Colour Chart above;
    - Select the required Frame Finish e.g. Polished Brass = **PB**/-- --.
    - Select the required Front Plate Finish e.g. Antique Brass = -- --/**AB**.
    - Select the required Insert Surround Colour e.g. Black surround = -- --/**B**.
- Therefore a Linea-Georgian CFX 1 gang On/Off 10A (6AX) Card Switch with A Blue LED Locator as illustrated opposite = **LGX C11 PB/AB B**.


	Description	Electrical Accessory Order Prefix	Plate Size	Min. Wall Box Depth mm
<b>Rocker Switches</b>				
	1 gang 2 Way 10AX Rocker	LGX R21 + Frame/Plate Finish Code	Single	25 mm
	2 gang 2 Way 10AX Rocker	LGX R22 + Frame/Plate Finish Code	Single	25 mm
	3 gang 2 Way 10AX Rocker	LGX R23 + Frame/Plate Finish Code	Single	25 mm
	4 gang 2 Way 10AX Rocker	LGX R24 + Frame/Plate Finish Code	Double	25 mm
	6 gang 2 Way 10AX Rocker	LGX R26 + Frame/Plate Finish Code	Double	25 mm
	1 gang Intermediate 10AX Rocker	LGX R31 + Frame/Plate Finish Code	Single	25 mm
	2 gang Intermediate 10AX Rocker	LGX R32 + Frame/Plate Finish Code	Single	25 mm
	1 gang 2 Way 10AX PTM Retractive Rocker	LGX BCP + Frame/Plate Finish Code	Single	25 mm
	1 gang 10A Triple Pole Rocker	LGX TP + Frame/Plate Finish Code	Single	25 mm
	1 gang 2 Way 20AX Rocker	LGX R21/20 + Frame/Plate Finish Code	Single	35 mm
	2 gang 2 Way 20AX Rocker	LGX R22/20 + Frame/Plate Finish Code	Single	35 mm
	3 gang 2 Way 20AX Rocker	LGX R23/20 + Frame/Plate Finish Code	Double	35 mm
	4 gang 2 Way 20AX Rocker	LGX R24/20 + Frame/Plate Finish Code	Double	35 mm
	1 gang Intermediate 20AX Rocker	LGX R31/20 + Frame/Plate Finish Code	Single	35 mm
	2 gang Intermediate 20AX Rocker	LGX R32/20 + Frame/Plate Finish Code	Single	35 mm
<b>Dolly Switches</b>				
	1 gang 2 Way 20AX Dolly	LGX S21 + Frame/Plate Finish Code	Single	35 mm
	2 gang 2 Way 20AX Dolly	LGX S22 + Frame/Plate Finish Code	Single	35 mm
	3 gang 2 Way 20AX Dolly	LGX S23 + Frame/Plate Finish Code	Double	35 mm
	4 gang 2 Way 20AX Dolly	LGX S24 + Frame/Plate Finish Code	Double	35 mm
	1 gang 2 Way 20AX Intermediate Dolly	LGX S31 + Frame/Plate Finish Code	Single	35 mm
<b>Key Switches</b>				
	1 gang 2 Way 20AX	LGX K21 + Frame/Plate Finish Code	Single	35mm
	1 gang 2 Way 20AX "EMG LTG TEST"	LGX K21ELT + Frame/Plate Finish Code	Single	35mm
<b>NEW Hotel Card Switch with LED</b>				
	1 gang On/Off 10A (6AX) with Blue LED Locator Adjustable Time Delay 10 secs – 5 mins  <i>Suitable for 44 mm and 54 mm width Hotel Key Cards - see page 12 for further details</i>	LGX C11 + Frame/Plate Finish Code	Single	35mm
<b>Sockets</b>				
	1 gang 13A Double Pole Switched Socket	LGX SS1 + Frame/Plate Finish Code	Single	35 mm
	2 gang 13A Double Pole Switched Socket	LGX SS2 + Frame/Plate Finish Code	Double	35 mm
	1 gang 2A Double Pole Unswitched Socket	LGX US2 + Frame/Plate Finish Code	Single	35 mm
	1 gang 5A Double Pole Unswitched Socket	LGX US5 + Frame/Plate Finish Code	Single	35 mm
	Shaver Socket (Dual Voltage) Mounted Vertically	LGX SH5 + Frame/Plate Finish Code	Double	47 mm
<b>Television Coaxial Sockets</b>				
<b>Screened Non Isolated</b>				
	1 gang Non Isolated Television 1in/1out	LGX TV + Frame/Plate Finish Code	Single	25 mm
	2 gang Isolated TV/FM 1in/2 out	LGX TVFM + Frame/Plate Finish Code	Single	25 mm
	1 gang Isolated Television 1 in/1 out	LGX TVI + Frame/Plate Finish Code	Single	25 mm
	1 gang Non Isolated TV + 1 gang Non Isolated Satellite	LGX TV+SAT + Frame/Plate Finish Code	Single	35 mm
	1 gang Non Isolated Satellite	LGX SAT + Frame/Plate Finish Code	Single	35 mm
	1 gang Isolated Satellite	LGX SATI + Frame/Plate Finish Code	Single	35 mm
<b>Digital Television Sockets -</b>				
	1 gang TV (Female)	LGX DGTVF + Frame/Plate Finish Code	Single	35 mm
	1 gang TV (Male)	LGX DGTVM + Frame/Plate Finish Code	Single	35 mm
	1 gang Satellite 'F' Type	LGX DGSAT + Frame/Plate Finish Code	Single	35 mm
	1 gang TV + 1 gang FM + 1 gang Satellite	LGX DGTRI + Frame/Plate Finish Code	Single	35 mm
	1 gang TV + 1 g Satellite 1 + 1 g Satellite 2 + 1 g FM	LGX DSENT + Frame/Plate Finish Code	Single	35 mm
	1 gang TV + 1 g Satellite 1 + 1 g Satellite 2 + 1 g FM + 1 g TCS + 1 g TVF	LGX ENT+TVF+TCS + Frame/Plate Finish Code	Double	35 mm
<b>Telephone &amp; Data Outlets</b>				
	1 gang Telephone Master	LGX TCM + Frame/Plate Finish Code	Single	25 mm
	1 gang Telephone Slave	LGX TCS + Frame/Plate Finish Code	Single	25 mm
	1 gang RJ12 Outlet - Unshielded	LGX RJ12 + Frame/Plate Finish Code	Single	35 mm
	2 gang RJ12 Outlet - Unshielded	LGX RJ12/2 + Frame/Plate Finish Code	Single	35 mm
	1 gang RJ45 Outlet CAT 5E - Unshielded	LGX RJ45 + Frame/Plate Finish Code	Single	35 mm
	2 gang RJ45 Outlet CAT 5E - Unshielded	LGX RJ45/2 + Frame/Plate Finish Code	Single	35 mm
<b>Double Pole Switches</b>				
	1 gang 20A Double Pole Rocker + Neon	LGX DPN + Frame/Plate Finish Code	Single	35 mm
	1 gang 45A Double Pole Red Rocker + Neon	LGX 4SDPN + Frame/Plate Finish Code	Single	35 mm
	1 gang 45A Double Pole Red Rocker + Neon + 13A Switched Socket	LGX 45SS1 + Frame/Plate Finish Code	Double	35 mm
<b>Connection Units</b>				
	1 gang 13A Fused Spur, Double Pole + Neon	LGX SPN + Frame/Plate Finish Code	Single	35 mm
	1 gang 13A Fused Neon	LGX FN + Frame/Plate Finish Code	Single	35 mm
<b>Push On/Off Resistive Dimmers</b>				
	1 gang 2 way 400W	LGX 1X40 + Frame/Plate Finish Code	Single	35 mm
	2 gang 2 way 400W	LGX 2X40 + Frame/Plate Finish Code	Single	35 mm
	3 gang 2 way 400W	LGX 3X40 + Frame/Plate Finish Code	Double	35 mm
	4 gang 2 way 400W (Max. wattage per gang 300 watts)	LGX 4X40 + Frame/Plate Finish Code	Double	35 mm
	1 gang 2 way 600W	LGX 1X60 + Frame/Plate Finish Code	Single	35 mm
	1 gang 2 way 1000W	LGX 1X1K + Frame/Plate Finish Code	Double	35 mm
<i>Note: When using Mains Voltage Halogen Lamps - Dimmers should be de-rated by 25%</i>				
<b>Push On/Off Inductive Dimmers</b>				
	1 gang 2 way 200VA	LGX 1X2V + Frame/Plate Finish Code	Single	35 mm
	1 gang 2 way 300VA	LGX 1X3V + Frame/Plate Finish Code	Single	35 mm
<b>NEW Trailing Edge Push On/Off Dimmers</b>				
	1 gang Multi-way 250W/VA (250W/VA Max. 25W/VA Min.)	LGX 1XTE25 + Frame/Plate Finish Code	Single	35 mm
	2 gang Multi-way 250W/VA (250W/VA Max. 25W/VA Min.)	LGX 2XTE25 + Frame/Plate Finish Code	Single	35 mm
	3 gang Multi-way 250W/VA (250W/VA Max. 25W/VA Min.)	LGX 3XTE25 + Frame/Plate Finish Code	Double	35 mm
	4 gang Multi-way 250W/VA (250W/VA Max. 25W/VA Min.)	LGX 4XTE25 + Frame/Plate Finish Code	Double	35 mm
<i>Note: When using Wire Wound Inductive Load Transformers - Maximum Rating is 210VA</i>				
<b>NEW Trailing Edge Touch Master Multi-way Dimmers</b>				
	1 gang Multi-way 250W/VA (250W/VA Max. 25W/VA Min.)	LGX 1XTM25 + Frame/Plate Finish Code	Single	35 mm
	2 gang Multi-way 250W/VA (250W/VA Max. 25W/VA Min.)	LGX 2XTM25 + Frame/Plate Finish Code	Single	35 mm
	3 gang Multi-way 250W/VA (250W/VA Max. 25W/VA Min.)	LGX 3XTM25 + Frame/Plate Finish Code	Double	35 mm
	4 gang Multi-way 250W/VA (250W/VA Max. 25W/VA Min.)	LGX 4XTM25 + Frame/Plate Finish Code	Double	35 mm
<i>Note: When using Wire Wound Inductive Load Transformers - Maximum Rating is 210VA</i>				
<b>NEW Touch Slave Controllers</b>				
	1 gang Multi-way	LGX 1XTS + Frame/Plate Finish Code	Single	35 mm
	2 gang Multi-way	LGX 2XTS + Frame/Plate Finish Code	Single	35 mm
	3 gang Multi-way	LGX 3XTS + Frame/Plate Finish Code	Double	35 mm
	4 gang Multi-way	LGX 4XTS + Frame/Plate Finish Code	Double	35 mm
<i>Note: To only be used with Touch Master Dimmers</i>				
<b>Blank &amp; Euromodule Plates</b>				
	Single Blank Plate	LGX BPS + Frame/Plate Finish Code	Single	
	Double Blank Plate	LGX BPD + Frame/Plate Finish Code	Double	
	Single Plate with 50 x 50mm Eurodata Cut-out + Fixing Grid	LGX EUR02 + Frame/Plate Finish Code	Single	
	Double Plate with 50 x 100mm Eurodata Cut-out + Fixing Grid	LGX EUR04 + Frame/Plate Finish Code	Double	

## NEW Hotel Card Switch

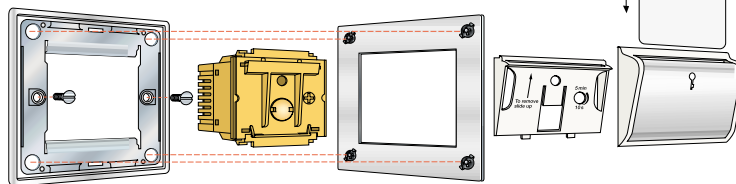
1 gang On/Off 10A (6AX) (Adjustable Time Delay 10 secs – 5 mins)

By inserting the room entry card into the receiver slot this accessory operates as a master switch, thereby allowing all connected circuits to be operated only when the hotel room/suite is occupied.

- Energy saving.
- Designed to accept most Hotel Room Entry Cards sizes 44 x 80 mm and 54 x 86 mm.
- Blue LED Key Symbol Locator.



LRX C11 BC/SS W



## NEW Trailing Edge Touch Master Multi-way Dimmers


- Available in 1, 2, 3 and 4 gang
- A true touch dimmer; touch briefly for on or off, sustained contact to raise or lower the light level.
- Utilises an Intelligent Trailing Edge design which provides flicker free and near silent operation.
- Multi-way switch and dimmer if used in conjunction with Touch Slave controller or retractive switches
- 230V AC 50–60Hz
- 25W/VA minimum; 250W/VA maximum (210VA maximum when used with wire wound transformers)
- Suitable for tungsten, low voltage and halogen light sources and electronic transformers
- Over current protection ■ Transformer no-load protection
- Over temperature protection ■ Soft start – extends the life of lamps



LRX 1XTM25 BC/SS W

## NEW Trailing Edge Push On/Off Dimmers

- Available in 1, 2, 3 and 4 gang
- Utilises an Intelligent Trailing Edge design which provides flicker free and near silent operation.
- Multi-way switch and dimmer if used in conjunction with slave unit or retractive switches
- 230V AC 50–60Hz
- 25W/VA minimum; 250W/VA maximum (210VA maximum when used with wire wound transformers)
- Suitable for tungsten, low voltage and halogen light sources and electronic transformers
- Over current protection ■ Transformer no-load protection
- Over temperature protection ■ Soft start – extends the life of lamps



LD 2XTE25 PB/BS

## Bespoke Specials

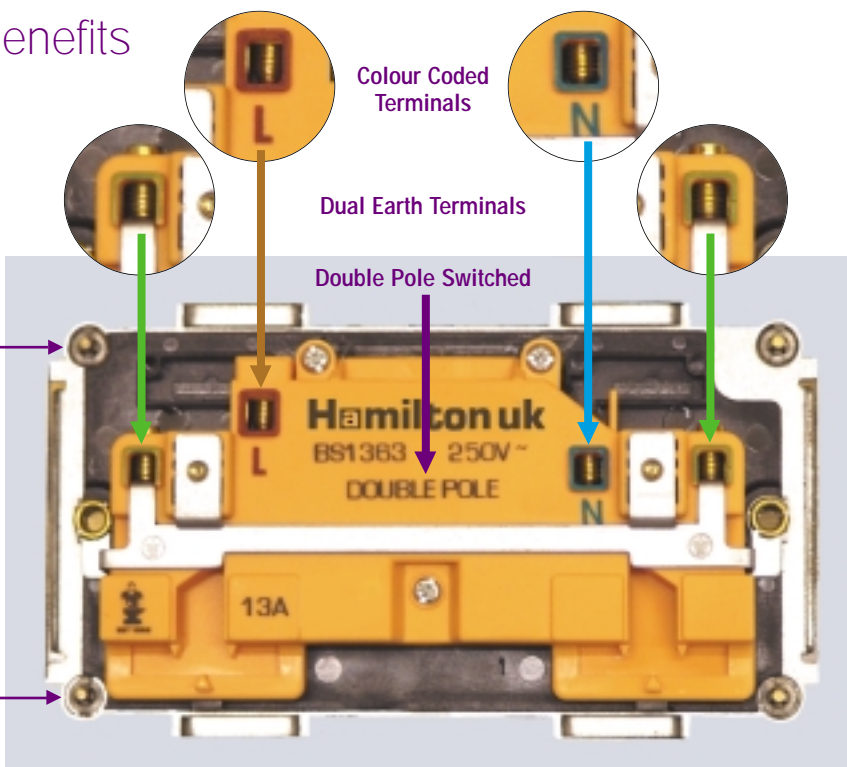
- A wide variety of Special and International Accessories can be made to order. Please enquire to our Sales Department who will be pleased to discuss your exact requirements.

## Linea-CFX® Features and Benefits

Linea-CFX®  
2 gang 13A  
Double Pole  
Switched  
Socket

Super Thin  
Plate Profile  
4.2 mm

Patented\*  
Concealed  
Fixing  
Clips



\*Patent No. GB 2383375B

# Technical Specifications

Nominal Plate Sizes				Nominal Plate Sizes			
Design	Plate Depth	Single	Double	Design	Plate Depth	Single	Double
Linea-Rondo CFX	4.2 mm	86 x 86 mm	145 x 86 mm	Linea-Rondo CFX	4.2 mm	91.4 x 91.4 mm	150.4 x 91.4 mm
Linea-Duo CFX	4.2 mm	86 x 86 mm	145 x 86 mm	Linea-Scala CFX	4.2 mm	91.4 x 91.4 mm	150.4 x 91.4 mm
Linea-Georgian CFX	4.2 mm	95.5 x 95.5 mm	154.5 x 95.5 mm	Linea-Perlina CFX	4.2 mm	91.4 x 91.4 mm	150.4 x 91.4 mm

Module Type	R21, R22, R23, R24 R26, R31, R32, BCP	TP	R21/20, R22/20, R23/20 R24/20, R31/20, R32/20	S21, S22, S23 S24, S31	K21, K21ELT
Standards & Approvals	BS EN 60669-1	BS EN 60669-1	BS EN 60669-1	BS EN 60669-1	BS EN 60669-1
Voltage	250V AC	250V AC	250V AC	250V AC	250V AC
Current Rating	10AX	10A	20AX	20AX	20AX
Poles	1	3	1	1	1
Contact Gap Minimum	3 mm	3 mm	3 mm	3 mm	3 mm
Terminal Capacity	5 x 1 mm <sup>2</sup>	5 x 1 mm <sup>2</sup>	5 x 1 mm <sup>2</sup>	5 x 1 mm <sup>2</sup>	5 x 1 mm <sup>2</sup>
	4 x 1.5 mm <sup>2</sup>	4 x 1.5 mm <sup>2</sup>	4 x 1.5 mm <sup>2</sup>	4 x 1.5 mm <sup>2</sup>	4 x 1.5 mm <sup>2</sup>
	1 x 2.5 mm <sup>2</sup>	1 x 2.5 mm <sup>2</sup>	2 x 2.5 mm <sup>2</sup>	2 x 2.5 mm <sup>2</sup>	2 x 2.5 mm <sup>2</sup>
	1 x 4 mm <sup>2</sup> Multi-Strand	1 x 4 mm <sup>2</sup> Multi-Strand	2 x 4 mm <sup>2</sup> Multi-Strand	2 x 4 mm <sup>2</sup> Multi-Strand	2 x 4 mm <sup>2</sup> Multi-Strand
	1 x 6 mm <sup>2</sup>	1 x 6 mm <sup>2</sup>	1 x 6 mm <sup>2</sup>	1 x 6 mm <sup>2</sup>	1 x 6 mm <sup>2</sup>

Module Type	SS1, SS2	US2	US5	SHS	DPN
Standards & Approvals	BS 1363	BS 546	BS 546	BS EN 61558 - BS 4573	BS EN 60669-1
Voltage	250V AC	250V AC	250V AC	250V AC	250V AC
Current Rating	13A	2A	5A	20VA	20AX
Poles	2 + Earth	2 + Earth	2 + Earth	2	2
Contact Gap Minimum	3 mm	N/A	N/A	N/A	3 mm
Terminal Capacity	4 x 2.5 mm <sup>2</sup>	5 x 1 mm <sup>2</sup>	5 x 1 mm <sup>2</sup>	5 x 1 mm <sup>2</sup>	3 x 2.5 mm <sup>2</sup>
	3 x 4 mm <sup>2</sup>	4 x 1.5 mm <sup>2</sup>	4 x 1.5 mm <sup>2</sup>	4 x 1.5 mm <sup>2</sup>	2 x 4 mm <sup>2</sup> Multi-Strand
	2 x 6 mm <sup>2</sup> Multi-Strand	2 x 2.5 mm <sup>2</sup>	2 x 2.5 mm <sup>2</sup>	3 x 2.5 mm <sup>2</sup>	1 x 6 mm <sup>2</sup>
	1 x 10 mm <sup>2</sup>	1 x 4 mm <sup>2</sup>	1 x 4 mm <sup>2</sup>	2 x 4 mm <sup>2</sup> Multi-Strand	
				1 x 6 mm <sup>2</sup>	

Module Type	45DPN	45SS1	SPN	FN*	1x40, 2x40, 3x40
Standards & Approvals	BS EN 60669-1	BS 4177	BS 1363	BS 5733	BS EN 60669-2-1
Voltage	250V AC	250V AC	250V AC	250V AC	230V AC
Current Rating	45A	Switch 45A; Socket 13A	13A	13A	1.74 amps per gang
Poles	2	2	2	N/A	1
Contact Gap Minimum	3 mm	3 mm	3 mm	N/A	N/A
Terminal Capacity	3 x 6mm <sup>2</sup>	3 x 6 mm <sup>2</sup>	3 x 2.5 mm <sup>2</sup>	5 x 1 mm <sup>2</sup>	2 x 1 mm <sup>2</sup>
	2 x 10 mm <sup>2</sup>	2 x 10 mm <sup>2</sup>	2 x 4 mm <sup>2</sup> Multi-Strand	4 x 1.5 mm <sup>2</sup>	2 x 1.5 mm <sup>2</sup>
	1 x 16mm <sup>2</sup>	1 x 16 mm <sup>2</sup>	1 x 6 mm <sup>2</sup>	3 x 2.5 mm <sup>2</sup>	
				1 x 4 mm <sup>2</sup> Multi-Strand	
				1 x 6 mm <sup>2</sup>	

Module Type	4x40	1x60	1x1k	1x2v	1x3v
Standards & Approvals	BS EN 60669-2-1	BS 5518	BS 5518	BS 5518	BS 5518
Voltage	230V AC	240V AC	240V AC	240V AC	240V AC
Current Rating	1.30 amps per gang	2.5 amps	4.16 amps	0.8 amps	1.25 amps
Poles	1	1	1	1	1
Terminal Capacity	2 x 1 mm <sup>2</sup>	2 x 1 mm <sup>2</sup>	2 x 1 mm <sup>2</sup>	2 x 1 mm <sup>2</sup>	2 x 1 mm <sup>2</sup>
	2 x 1.5 mm <sup>2</sup>	2 x 1.5 mm <sup>2</sup>	2 x 1.5 mm <sup>2</sup>	2 x 1.5 mm <sup>2</sup>	2 x 1.5 mm <sup>2</sup>

Module Type	1xTE25, 2xTE25 3xTE25, 4xTE25	1xTM25, 2xTM25, 3xTM25, 4xTM25	1xTS, 2xTS 3xTS, 4xTS	C11	* Supplied with Fuse link to BS 1362
Standards & Approvals	BS EN 60669-2-1	BS EN 60669-2-1	BS EN 60669-2-1	BS EN 60669-2-3	
Voltage	230V AC	230V AC	230V AC	230V AC	
Current Rating	1.1 amps per gang	1.1 amps per gang	N/A	10A (6AX)	
Poles	1	N/A	N/A	1	
Contact Gap Minimum	N/A	N/A	N/A	MICRO GAP	
Terminal Capacity	2 x 1mm <sup>2</sup>	2 x 1mm <sup>2</sup>	2 x 1 mm <sup>2</sup>	3 x 1 mm <sup>2</sup>	
	2 x 1.5mm <sup>2</sup>	2 x 1.5mm <sup>2</sup>	2 x 1.5 mm <sup>2</sup>	2 x 1.5 mm <sup>2</sup>	
				1 x 2.5 mm <sup>2</sup>	

Excellence & Elegance

# The Linea-CFX<sup>®</sup> Collection

## Exclusive Concealed Fixing Electrical Wiring Accessories

Other products available from the  
Hamilton Group

- Grid-It Grid Fix Accessories
- Hartland CFX Concealed Fixing
- Sheer CFX Concealed Fixing
- Hartland Range (Box Fix)
- Sheer Range (Box Fix)
- Cheriton Range (Box Fix)
- Woods & Bloomsbury Range
- Digital Mercury Lighting Controls
- Data and Media Range  
(Data & Communication Outlets)
- IP Weatherproof Switches and Sockets
- Sheer Floor Sockets
- Hotel Card Switch

*All products listed conform to current British or European standards and the product information is correct at the time of going to press.*

*It is the policy of the company to improve products as part of our development programme. Therefore, we reserve the right to alter designs and dimensions without prior notice.*

*Illustrations and diagrams are reproduced within the limitations of reproduction and printing process and are not binding.*

*Due to manufacturing processes we cannot guarantee an exact colour match and shadings of certain finishes.*

# Hamilton<sup>®</sup>

For further information please contact:

R. Hamilton & Co. Ltd., Quarry Industrial Estate, Mere, Wiltshire BA12 6LA, UK  
Telephone: +44 (0)1747 860088 Facsimile: +44 (0)1747 861032  
email: [info@hamilton-litestat.com](mailto:info@hamilton-litestat.com) [www.hamilton-litestat.com](http://www.hamilton-litestat.com)

Linea is a Registered Trade Mark No. 2398665. CFX is a Registered Trade Mark No. 2398667.



BS EN ISO 9001:2000  
CERT NO. FM11238

